



100 JUST
LIKE
YOU

Have you ever met a Plushi?

They are a little bit shy, so you might not have met one before. If you have, you will know that they are very happy and kind creatures, designed to help little people feel better.





Around 1600 children are diagnosed with cancer in the UK each year. Treatment is not very nice and can leave children feeling very unwell. Sometimes we all need a happy little face to hold, to help us feel better. Our vision is to knit as many Plushi characters as we can, to give to children in hospitals who are fighting cancer. Can you help us?

A Plushi should be knitted with bright colours and given a happy face. You can be very creative with how the Plushi looks, but please be aware of small parts on toys being given to very young children.

Please send your finished Plushi to:

The 100 Project
c/o Pink Sky
Winchcombe House
Winchcombe Street
Cheltenham
Glos. GL52 2NA

How to knit a Plushi

-  NOTE: Knit these characters in a single colour, or create stripes by changing colour every two rows
-  Using 4mm needles, cast on 15 stitches
-  Work 60 rows in garter stitch (knit every row)
-  Cast off

To make up

Mark the centre point of the top edge of the finished rectangle with a safety-pin. Fold it in half lengthways and sew the side and bottom edges together to form a little bag. Fill with polyester wadding. Matching the safety pin to the top of the seam line, pin the top edge and sew to close.

